



# MTEA NEWS

## Driver's Ed Class is Over—What Now? By Lora Poser-Brown (Lewistown)

When class has been completed and students now must spend the six month practice time, here is a sample letter from the Lewistown program that tries to encourage parents to take the practice time seriously as well as include the information to questions that will be asked when the students go to the DMV appointment in six months. Permission has been given to use the following letter and customize it to individual programs around the state.

Congratulations! Your student successfully completed Driver's Education! Many of you now wonder what the next steps are.

1. Continue to practice with your new driver regularly. Keep calm. If you get anxious or angry, they will not drive better.
  - a. A special note about **speed**: I am aware that most drivers go 1-5 MPH over the limit, but this is illegal and the **DMV will fail someone during the drive test for it**. At this point, students need to focus on building habits of following the law.
2. Continue filling out the hours log for the next 5+ months. Whoever the licensed supervising driver is, they need to initial for that drive on the sheet (may be different if using an app).
3. Look on the back of the log for instructions about the GDL (graduated driver's license).
4. Use the teen driver agreement (or make a new one that suits your family better).
5. Two or three months before your student is ready to get their GDL (earliest possible date is Jan 5, 2023), go online to <https://dojmt.gov/driving/appointments/> and schedule them for a **license WITH DRIVE TEST appointment**. You'll find out when arriving for the appointment if they have been waived for the drive test. Note; I have no idea, nor does Mr. Gruener, nor does the local DMV know prior to then who will be required to take the drive test.
  - a. Notes about the test: see 1.a from above about speed. Require your student to make complete stops (stop at or before the line or sign, whichever is first, feel the car settle, count to TWO as they scan the intersection, then put car in motion.) The "creep and peep" method we teach in class is legal - just make sure they creep and peep after making their complete stop. And lastly, practice parallel parking. Make it part of each drive your student takes you on.
  - b. Your student's learner's permit is good for twelve months. I believe your student's will expire on July 11, 2023. If they do not get a license prior to then, they will have to take both the knowledge test and the drive test at the DMV when ready to obtain a license.
6. This summer's students can all tell you the following. They are most likely in all of their driving years to get in a wreck in their first two years of driving regularly. **Have firm expectations about responsibility, caution, safe behaviors, and positive habits**. Follow the GDL laws with your student to reduce their risk of an accident (a majority of teen accidents occur when it is dark and/or when they have multiple passengers).
  - a. To see how some behaviors dramatically increase your risk of an accident, look at <https://www.impactteendrivers.org/pixpopup-item/wheel-of-death/>. Our students used this in class and were surprised.
7. Included with this letter is your student's Certificate of Completion. Show it to your vehicle insurance provider in case they offer a discount or require it for coverage of your student.

Again, congratulations! Wishing you all safe travels!

## MTEA Executive Board

### President:

Denise Bordeleau (Butte)

### Past-President:

LeAnn Haas (Havre)

### President-Elect:

Riley Ramsey (Hardin)

### Executive Secretary:

Jim Carroll (Conrad)

### Legislative Liaison:

Charlie Brown (Fairfield)

### Newsletter Editor:

Steffani Grogan (Forsyth)

### Board Members at Large:

Janette Arps (Augusta)

Charlie Brown (Fairfield)

Levi Cook (Park City)

Pat Darbro (Bozeman)

Steffani Grogan (Forsyth)

Tom Kain (Helena)

Steve McCormick (Bozeman)

Jeff Mead (Sidney)

David Murray (Havre)

Jerry Olson (Great Falls)

Diane Prongua (Hot Springs)

### Classification Directors:

Doug Van Zee (Billings, AA)

Warren Clark (Sidney, A)

Susan Carney (Arlee, B)

Bob Schalk (Deer Lodge, B)

Scott Brown (Hot Springs, C)

Steve Morgan (White Sulphur, C)

**MTEA News** is published by the Montana Traffic Education Association in the fall, winter, and spring. MTEA, PO Box 637, Conrad, MT 59425. Jim Carroll, Executive Secretary, (406) 278-7856. **MTEA News** is mailed to members and published at [MTEAOnline.org](http://MTEAOnline.org). The spring issue is mailed to all traffic educators in Montana as an invitation to the annual traffic education conference. Submissions can be emailed to: [sgrogan@forsyth.k12.mt.us](mailto:sgrogan@forsyth.k12.mt.us). Articles are due **10/1; 12/1; 3/1**.

## MTEA President's Message

### *MTEA President's Message: Denise Bordeleau (2022-2023)*

Traffic Education Instructors,

Happy holidays to all! Here's hoping that you all had a wonderful family time at Thanksgiving.

First of all, I want you all to make sure that you received and read the email from Dwight concerning the new driver class D application. If you haven't, please do so. A shortened version is in the winter newsletter. There are changes as well as explanations for each section that should clear up any questions. If you still have questions, please contact Dwight Nelson at OPI. It was labeled Traffic Education: CDTP Important Information. You should share this information with all involved with traffic education in your district.

On to more fun items on my mind. For this year's silent auction, I came up with a theme idea to give guidance to all who would like to bring items but don't know what. After talking with Jeanette Arps, we decided upon "hometown proud." This theme means to bring things that represent your town or area best. For example, Butte could bring Headframe Spirits, MTt Tech bling, anything mining related etc., Bozeman could bring Bobcat bling, anything from one of their many distilleries, something skiing, or Museum of the Rockies related. In Eastern Montana there are fossils, Makoshika State Park and many museums. I hope you get the idea. This will be fun to see what every part of the state is proud of.

Have a great year!

Denise Bordeleau



## Video Ideas for Curriculum Modules

By Andy Smith

### Module 2 - Vehicle Control

Parking on Inclines and Declines - Turn Your Wheels!

<https://www.youtube.com/watch?v=IPImISRL9CY>

Parking on inclines and declines can present issues, when the parking gear and brake fail. In this video, the viewer learns how to correctly angle the wheels of the vehicle, in order to keep it out of the way of traffic in the event of a roll away situation.

### Module 3 - Vision and Managing Spaces

[3.4: Sharing the Road and Bicycle Awareness](#)

The tutorial, published by GEICO Insurance, delineates proper road-sharing practices. It provides several rules-of-the road, related to Module 3: Vision and Managing Spaces.

# How to Correctly Complete Revised MVD Application

By Dwight Nelson

In August of this year, a revised version of the MVD application was approved and established as the form to use until further notice. Links to the new applications and the full version of this notice can be found on the OPI website at [opi.mt.gov/driver-ed](http://opi.mt.gov/driver-ed) under the Driver Educator tab. The yellow sheets that were approved in October of 2018 are no longer being accepted. I will try my best to explain what you need to do to make these applications accurate for the local MVD stations.

Everything written on the entire application needs to be done in blue or black ink.

**LICENSING QUESTIONS:** 1-5 all need to be marked. Most likely all will be marked “No”. If they mark any “Yes”, the student will need to have a Driver Medical Evaluation filled out for that question they marked “Yes”. The student will need to bring the completed form with them when they go into the local MVD after the course. By doing this, the student will not need to make another trip back to the MVD after getting the form filled out by a doctor or medical professional validating the student’s ability to drive. If there is something marked “Yes” and the student does not have the medical form filled out with them at their appointment, the MVD will give them the form and student will need to make another appointment with the completed form. If you have any students that have disabilities that fit those questions, give those students this medical form to get a professional’s approval for that student to drive with you. Ultimately, it is your decision whether you feel safe to be in a moving vehicle with these students.

**FOR MINOR APPLICANTS ONLY:** The parent and instructor sign at or before the parent meeting.

**VISION TEST:** Either “Without glasses” or “With glasses/contacts” needs to be circled. Then a simple “Pass” or “Fail” next to the “Left Eye”, “Both Eyes”, and “Right Eye” has to be done. I was told not to worry about the Color Perception or Depth. Below is an example of what will be accepted. A pass is considered 20/40 in each and both eyes.

Left Eye (pass)      Both Eyes (pass)      Right Eye (pass)

**HEARING TEST:** If an applicant is deaf, wears a hearing aid, or is hard of hearing, the applicant's license must have a left outside rear-view mirror restriction.

Flip the sheet over to the back side of the form.

## **OTHER SERVICES OFFERED:**

1. Only needs to be marked if the student is 18 or 19.
2. This question can be marked by Traffic Education students. It’s their decision on “Yes” or “No”.
3. “Exempt” or if the student is 18 or 19 they can decide what to put.

**APPLICANT:** The student will need to sign and date.

**VOTER REGISTRATION:** Have the Traffic Education student mark the second box “I do not want to register to vote”. If the student is 18 or 19 they can fill this section out how they please. If they do want to register to vote, they will need to sign and date again at the bottom of the page.

One of the forms is the Examiner Testing Page. This is not on the MVD external site. I was told two important things to remember on this page, besides filling in everything applicable to Traffic Education, is to always enter the date and Knowledge Test results pass or fail in order of test given. **CDTP USE ONLY:** needs to be filled out, see picture on page 4.

*(Continued on page 4)*

CDTP INSTRUCTOR DOCUMENTS REVIEWED:	
CDTP USE ONLY	Document 1:
	<input type="checkbox"/> U.S. Birth Certificate
	<input type="checkbox"/> U.S. Passport
	<input type="checkbox"/> Montana Identification Card
	Document 2:
	<input type="checkbox"/> Social Security Card
	<input type="checkbox"/> School Identification Card
	<input type="checkbox"/> Other:

Once a student has passed the class and is ready to go to the MVD, they need to make a Graduated Driver's License Appointment. If students mark the wrong kind of appointment, the MVD will make them set a new appointment for what they need to do.

This has been a lot of information. Thanks for your time and attention to this guidance about this new format of the application. If you all follow these directions it will prevent many problems with our partners at the Montana MVD stations. If you have any questions please call the local MVD station to help clarify or the OPI Traffic Education Office at (406) 444-4432 to reach LeAnn Haas, Program Specialist.

## MTEA Executive Board Meeting

### October 30, 2022 (google meet format)

- Minutes, financial reports, correspondence, board, and membership reports were reviewed.
- An OPI report was provided.
- The newsletter and webpage were discussed.
- Board appointments were made.
- Possible legislative issues were discussed.
- Planning for the 2023 conference took place and duty assignments were made.

The next meeting was scheduled for January 29th and will utilize google meet. Anyone having items for discussion or to obtain the meeting link, should contact Denise Bordeleau, President, or Jim Carroll, Executive Secretary.



## Membership Reminder

At the 2022 spring conference business meeting, the membership voted to discontinue the AD&D insurance program due to rising costs. This is no longer a part of our membership benefits. Contact Executive Secretary Jim Carroll with any questions.

## Outstanding Traffic Education Teacher of the Year Award

Since 1988, the Montana Traffic Education Association has honored an exceptional Traffic Education teacher with an annual Teacher of the Year (TOY) award presented at MTEA's spring conference. Any active teacher who has devoted a good part of their teaching career to traffic education is eligible to apply. Teachers can self-nominate or be nominated by someone who is familiar with their traffic education work. Deadline for nomination form is March 1st, so don't delay!

Download the two-page nomination form from the website at [MTEAOnline.org](http://MTEAOnline.org) (which includes a section that is completed by the candidate). A TOY committee member will review the application. If the nomination is eligible for consideration, the candidate will receive a letter notifying them of the nomination. For more information, contact Jim Carroll, Executive Secretary.

## Outstanding Traffic Education Contributor of the Year Award

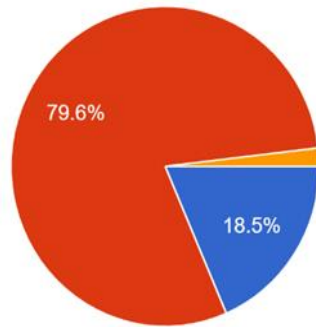
MTEA recognizes companies, organizations, and individuals who make generous contributions of time, energy, equipment and/or expertise to support and sustain the mission of the Montana Traffic Education Association. To nominate a person or business for this honor, download the COY nomination form at [MTEAOnline.org](http://MTEAOnline.org) and submit to MTEA by the March 1st deadline. The Outstanding Contributor/Sustainer of the Year will be recognized at MTEA's spring conference in April.

Examples of outstanding contributors or sustainers are MVD driver examiners who have gone out of their way to assist driver education teachers with their CDTP requirements and needs; car dealerships who have loaned vehicles to local school districts for their traffic education programs, and local experts who have visited driver education classes to share their knowledge about various topics such as tire safety, distracted driving, or DUI prevention; as well as business development organizations that have funded materials, equipment and learning tools for your TE program.

# Survey Results from 2022 MTEA Conference in Helena

Who pays for your conference registration?

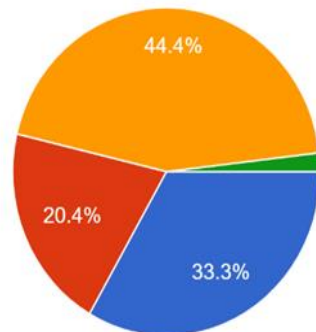
54 responses



- Self
- School
- I did this time, but our school district will either pay for registration or substitute teacher.

Travel: What vehicle did you bring?

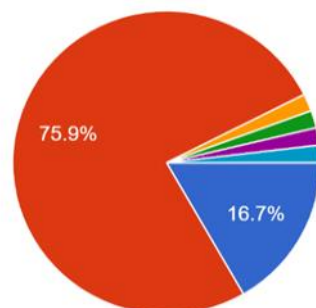
54 responses



- Own car: pay for own fuel
- Own car: school pays fuel/travel reimbursement
- School vehicle/Driver's Ed car
- Air Travel

Who pays for your conference hotel room?

54 responses



- Self
- School
- I stayed at home and commuted.
- Stayed with a friend
- Brother
- If we don't drive back and forth school pays



Montana Traffic Education Association  
PO Box 637  
Conrad, MT 59425

*Return Service Requested*



## 2023 Montana Traffic Education Conference

April 23-24-25 ~ Billings Hotel & Convention Center

Look for more detailed conference information in the spring newsletter and on the MTEA website at [www.mteaonline.org](http://www.mteaonline.org).

The 2023 ADTSEA conference will be held July 16-19 in Wichita, Kansas. This conference always provides a wealth of information and an opportunity to network with other professionals from across the United States.



Remember, MTEA has a scholarship program that will provide up to \$500 per member to offset conference costs. Even if you can't attend, at least consider joining your national organization. For more information, check it out at [www.adtsea.org](http://www.adtsea.org).